



Seat Restoration

What Does Your Interior Say About You?

Part 2 of a 2 Part Series: According to an excerpt from a Chevy magazine, "The majority of Corvette owners who work on their cars have no aversion to picking up wrenches and performing serious surgery on multi-thousand-dollar motors or life-protecting brakes and suspension. Yet when it comes to upholstery, they usually pass this much cleaner work to others."

Expert Seat Restoration – The Beginning

Seat restoration is an important step in the maintenance of your Corvette. The process begins by removing your seats and shipping them to a restoration facility through UPS or another shipping outlet. Once the seats arrive at a restoration facility, the experts assess the condition of your seats and determine if reinforcements or other add-ons are necessary.

You approve the project details before the experts remove the existing seat covers and foam to the restoration. On C3 Corvettes, a full frame restoration is also available, including sandblasting the frame, adding reinforcements if they are needed and painting the frame to prep for new seat foam and covers. Fourth, Fifth and Sixth Generation Corvette seat frames were built differently and don't typically break, but painting is available to prevent rust and corrosion. A new trapeze can be installed on the C4 Corvette seats if you are experiencing sag.





Seat Foam – Is It Important?

While some seat covers are available by themselves, we always recommend that you purchase seat covers mounted on seat foam for the best fit and function. Seat foam deteriorates over time, in as few as 5 years. Not only will putting new seat covers on old foam sacrifice the appearance of the restoration, it can also cause rapid wear in areas where the seat foam is compromised. To be sure that your restoration is worth the time and anticipation, opt for seat foam.

For the C5 Corvette, Mid America Motorworks created seat foam that has been engineered with a reinforced seat bottom and reinforced bolster pockets to extend the life of the foam.

Seat Covers – From OE To Custom

A variety of seat cover options are available to suit the needs and wants of every owner. From OE-style leather and vinyl, to the rugged Altravynil and durable 100% leather, you select the seat covers that fit your needs. Once you determine which material you want to use, there are several style choices to make your interior perfect. Choose from any of the below options, or contact the restoration experts directly if you have a custom project in mind.















Seat Cover Material

- 100% Leather **C3 C5 C6**
 - Genuine, 100% leather weighing a durable 2.5 ounces per square foot.
- OE Style Leather **C3 C4 C5 C6**
 - Follows GM's original design, utilizing a combination of leather and vinyl patterns, with vinyl used in areas subject to the most distress during use.
- Vinyl **C2 C3**
 - Vinyl seats were standard equipment in pre-1976 Corvettes.
- AltraVinyl **C3 C4 C5**
 - The best combination of great looks and real leather feel, paired with rugged durability.






Seat Cover Styles

- Accent Stitched   
 - Features color choices to retain the elegance of the factory interior, while complementary colored French seam stitching adds a subtle custom touch.
- 2 Tone    
 - On C3 and C4 Corvettes, the outer (bolster) color will be black and you choose the inner (insert) color along with accent stitched French seams.
 - On C5 and C6 Corvettes, choose inner (insert) leather color and outer (bolster) color along with accent stitched French seams.
- Z06 Inspired  
 - A splash of color on the headrest and bolsters will channel the intensity of a Z06 with many color combinations to match your style. Provide the outer (bolster) color and the inner (insert) color.
- Finish Line 
 - Features Mid America Motorworks' black and with Finish Line design highlighted with a single bolster color. (Only Available For C5 Sport Seats)
- Evolution 
 - Accent stitching highlights the seat's design, which also includes a full color embroidered C5 logo on the headrest and Corvette script on the backrest.
- Corvette Logo and/or Script   
 - Full Color or Tone-on-Tone, embroidered logos and script make your interior come to life.
- Custom Design
 - Have you been dreaming of a unique color combo since you were a kid? Want to include your Club name, the year of your Corvette or another personal message? Custom seat covers are available for a truly one-of-a-kind Corvette.



Seat Restoration Considerations

Keep in mind that some features and materials are no longer available in the marketplace and therefore may not be easily attainable for your restoration. On the other hand, some brand new options may be available, such as the Retro-Fit Kit that fits C5 or C6 Corvette seats into your C3 Corvette.





Other Considerations to Keep in Mind:

- Some Corvettes originally came with cloth seats. Cloth is not available in the marketplace today.
- Replacement seat control bezels are available to complete your restoration and provide a finished look.
- C4 Corvettes
 - Bladders and some seat switches are not readily available for replacement.
 - Sport seat covers can be created without the bladder controls to keep the sporty look.
- C5 Corvettes
 - Bladders are not readily available for replacement.
 - Sport seats have a hole in the headrest, standard seats do not.
 - Sport seats have a bigger bolster than standard seats.
- C6 Corvettes
 - Disconnect the battery for the recommended amount of time and ground yourself to the car before unhooking the air bag.
 - Sport seats have a side air bag.



Talk to the Restoration Experts at Mid America Motorworks

Seat restoration is only the beginning. This is also a great time to replace carpet, add accent interior pieces and give your entire interior a whole new look. Call **800.428.2200** for more details.



Mid America Motorworks mounts new foam and seat covers on the restored 1970-1975 Corvette seat frame, completing the restoration process.

