



Application: 1968 - 1982 Corvette

Part Includes

1 - Component

Corvette Premium T-Top Locks



Tools Needed



Search: **T Top**

www.mamotorworks.com

Protects all Corvette, Hurst and American T-Tops. Requires no modification. Slides on latch in seconds. At the end of each T-Top Lock, the letters "R" and "L" are stamped to determine the side it should be applied to.

STEP 1.

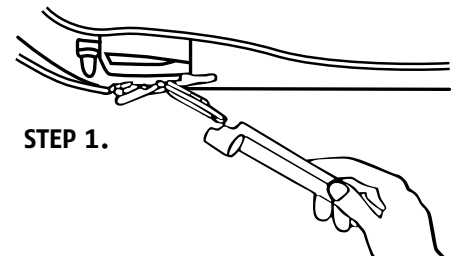
Lower latch partially. Slide lock onto latch handle.

STEP 2.

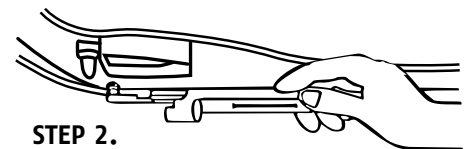
Return latch handle to original position.

STEP 3.

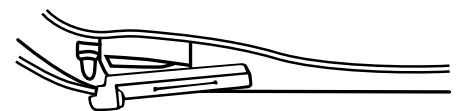
Continue to slide lock in place and turn key.



STEP 1.



STEP 2.



STEP 3.



Mamotorworks



@CorvettePassion



MidAmericaMotorworks



CorvettePassion

2900 North Third Street, Effingham, IL 62401

800.500.1500 • Worldwide: 217.540.4200 • FAX: 217.540.4800

www.mamotorworks.com • generalmail@mamotorworks.com

©Mid America Motorworks, Inc. All rights reserved.